



Thriplow 2018

A plan to rejuvenate our village daffodils for the 50th Daffodil Weekend

Summer 2015

Thriplow 2018



Daffodil Committee and the Parish Council have been working together to deliver a plan to make our village even more beautiful. Work will begin in the next few weeks and we apologise for any inconvenience or mess created in the short term

Background

- Daffodil Weekend is a community event that also does great things for charity
- We are proud of our village and we are famous for our daffodils
- Our display of daffodils is now becoming average
- The 50th daffodil weekend will take place in spring 2018
- Lets use the 50th Daffodil Weekend as the reason to really smarten up our village
 - Create world class displays of daffodils on our verges and triangles
 - Create new plantings at village gateways
 - Create display plantings of unusual variants

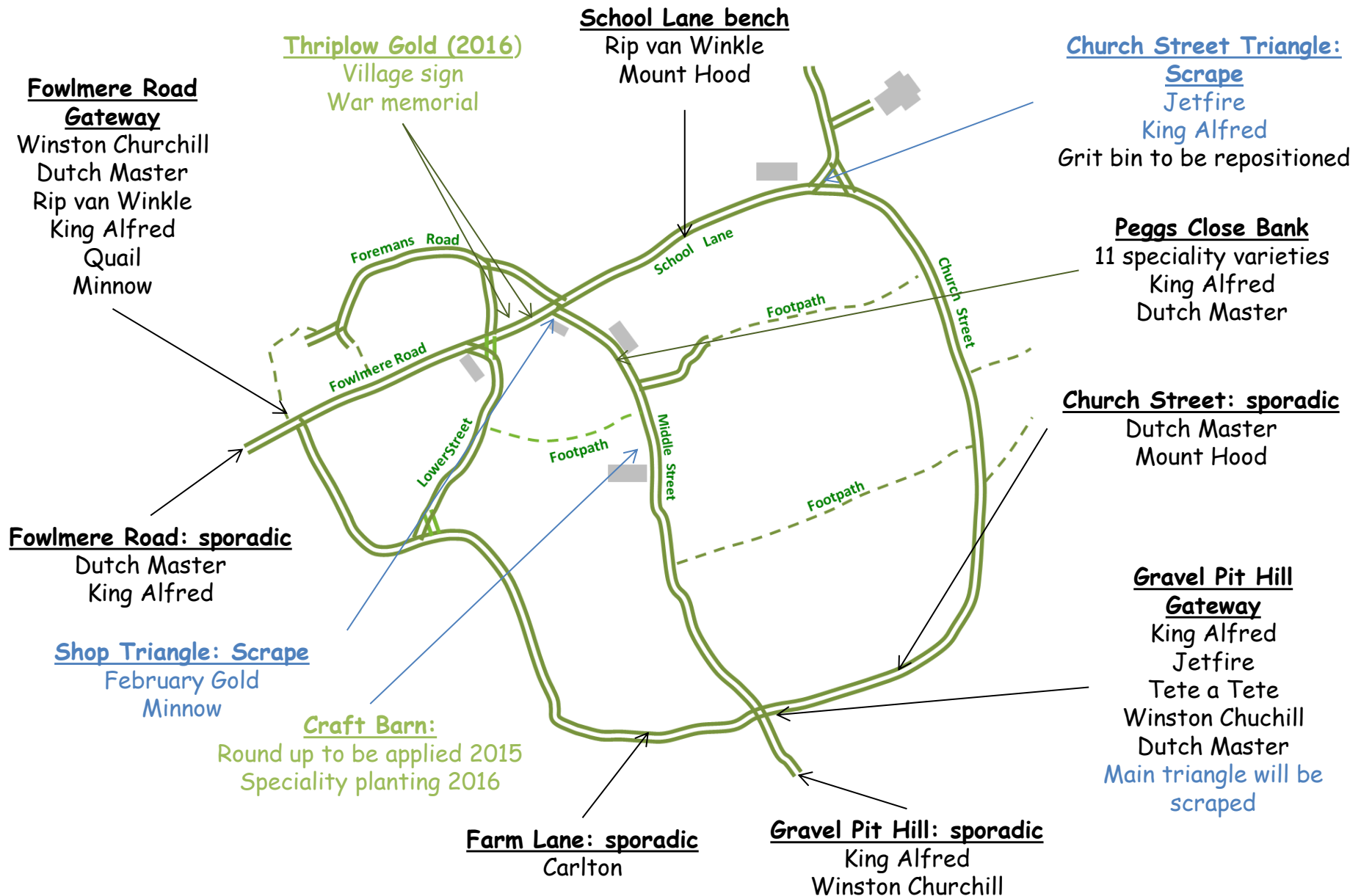
Mass planting in Autumn 2015

- Bulbs will be planted by hand in mid to late October using paid workmen
- Most of the large planting displays are at the village "gateways" to welcome people to the village and also minimise the impact and untidyness once the flowering has finished
- Traditional English and more robust varieties of daffodils have been favoured
- Some specialist planting may be attempted dependent on permissions
- A mix of variants has been selected from early to mid/late flowering.
- Three iconic triangles will be scraped clear and recovered in top soil. (Peggs Close bank will also be reworked as part of the Parish Council action plan)
- Some infrastructure tasks such as putting in protective oak posts and repositioning grit bin will be undertaken

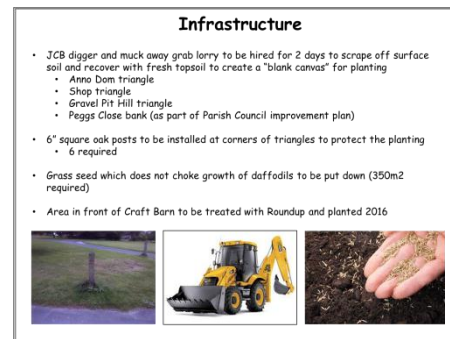
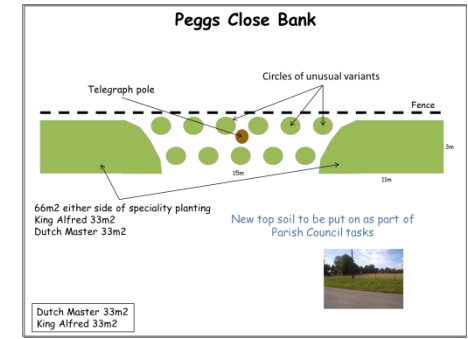
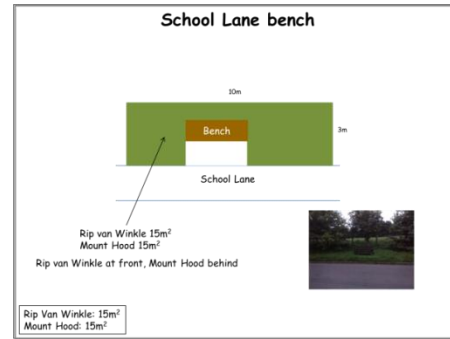

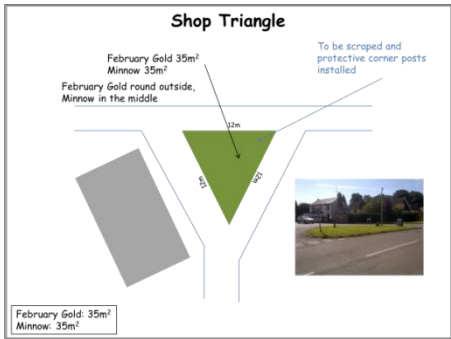
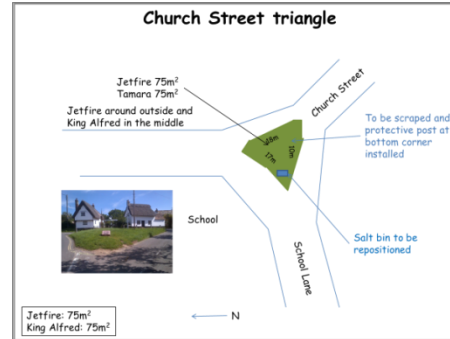
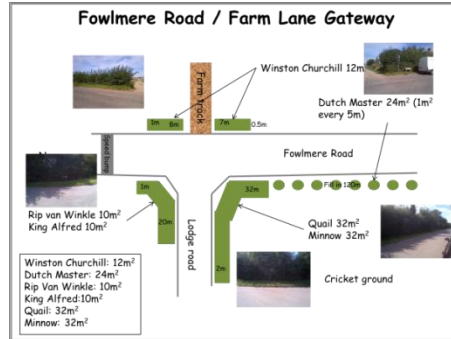
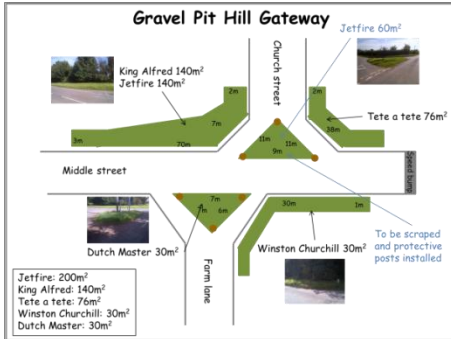
Speciality planting in Autumn 2016

- Thriplow Gold will be planted around the war memorial and village sign
- Certain display areas have been identified for which we will seek permission to plant circular display beds of specific varieties
- Further planting of speciality varieties will be carried out in front of the Craft Barn once the area has been treated with Roundup
- A village initiative may also be run whereby villagers can apply to receive free bulbs of specific varieties which they will plant themselves in areas visible to the public. If you take part in this initiative you will be asked to display information signs about the variants over Daffodil Weekend

Planting summary



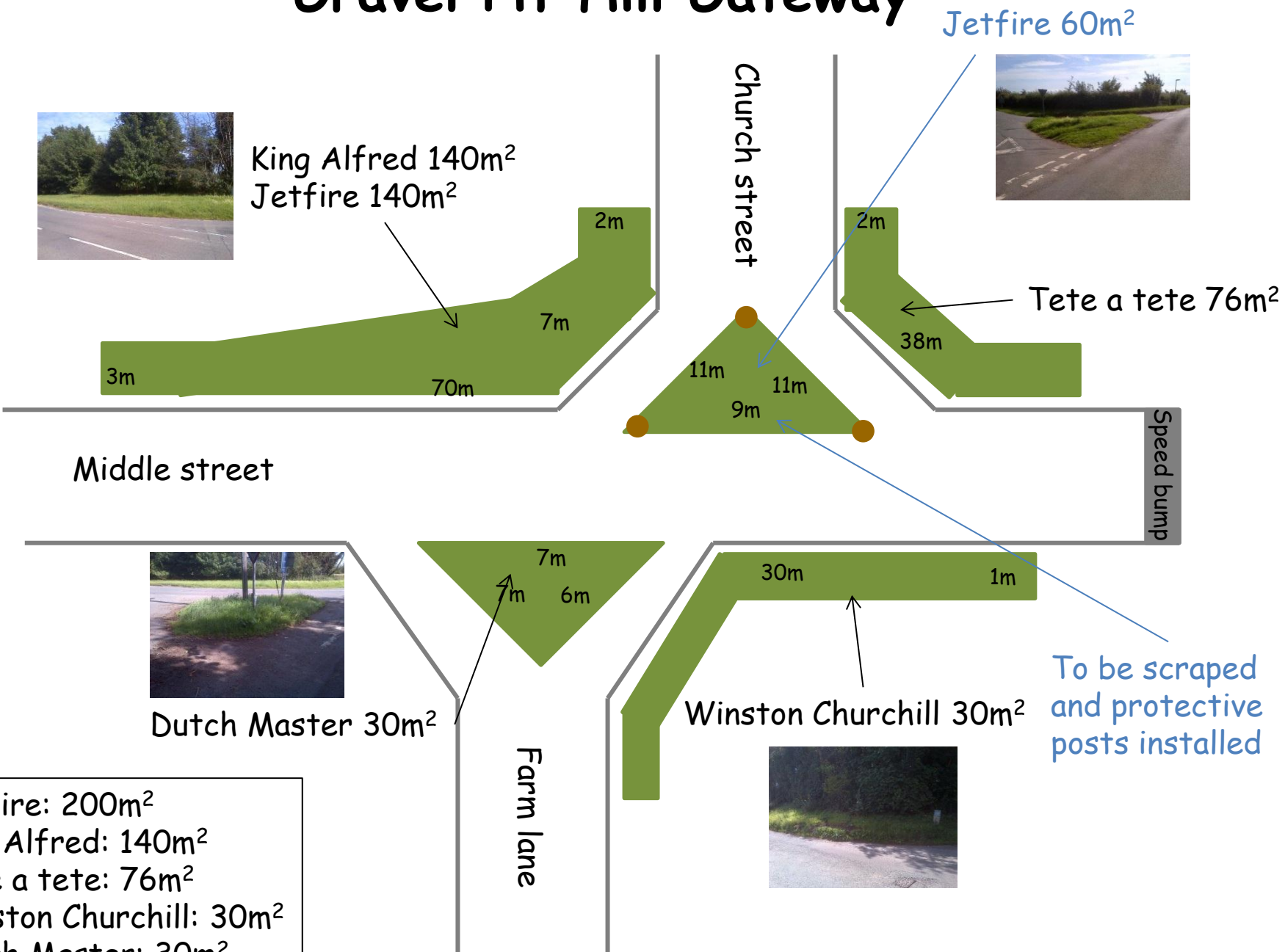
Planting detail



Bulb summary

Variety	Flowering period	Size of bulb	Bulbs per square metre	Flowers per bulb	Flowers per square metre	Planting area	Planting date	Total area	Total bulbs			
Tete tete	March-April	Small	50	75				75	3,825			
February Gold	March-April	Small	50		35			35	1,750			
Jeffine	March	Small	50	200	75			275	13,750			
Quail	April	Small	50	32				32	1,600			
Minnow	March	Small	50	32	35			67	3,350			
Rip van Winkle	March	Small	50	10		15		15	750			
King Alfred	March	Large	40	140	75		150	33	408	16,320		
Dutch Master	March	Large	40	30	24		150	33	237	9,480		
Carlton	March-April	Large	40				80		80	3,200		
Winston Churchill	March	Large	40	30	12		75		117	4,680		
Mount Hood	March-April	Large	40				15	75	90	3,600		
				476	120	150	70	0	330	66	1442	62,780

Gravel Pit Hill Gateway



King Alfred 140m²
Jetfire 140m²



Jetfire 60m²

Speed bump



Dutch Master 30m²

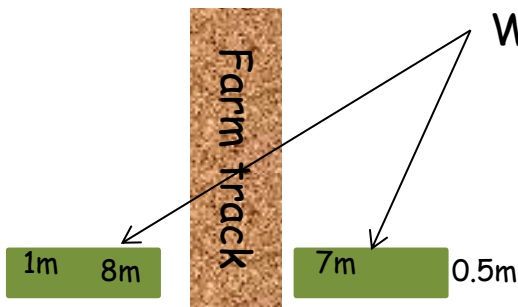


Winston Churchill 30m²

To be scraped
and protective
posts installed

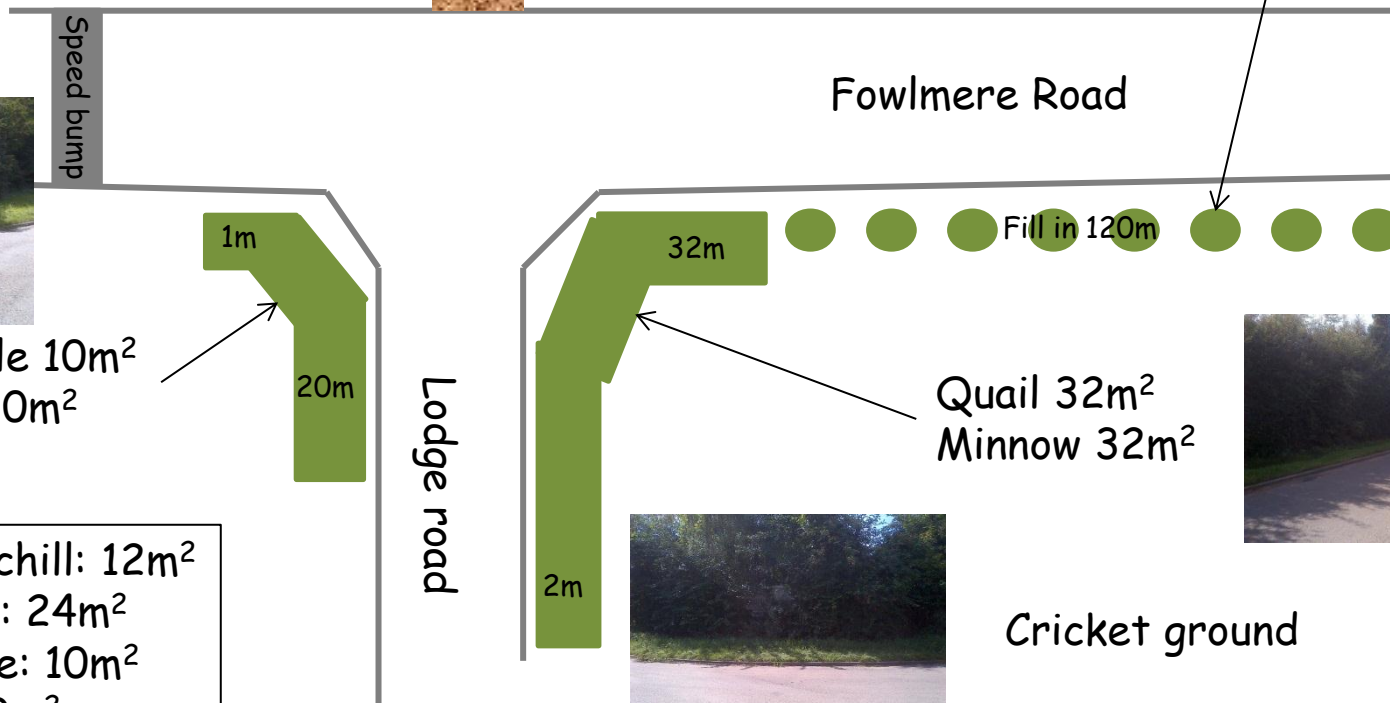
- Jetfire: 200m²
- King Alfred: 140m²
- Tete a tete: 76m²
- Winston Churchill: 30m²
- Dutch Master: 30m²

Fowlmere Road / Farm Lane Gateway



Winston Churchill 12m²

Dutch Master 24m² (1m² every 5m)



Rip van Winkle 10m²
King Alfred 10m²

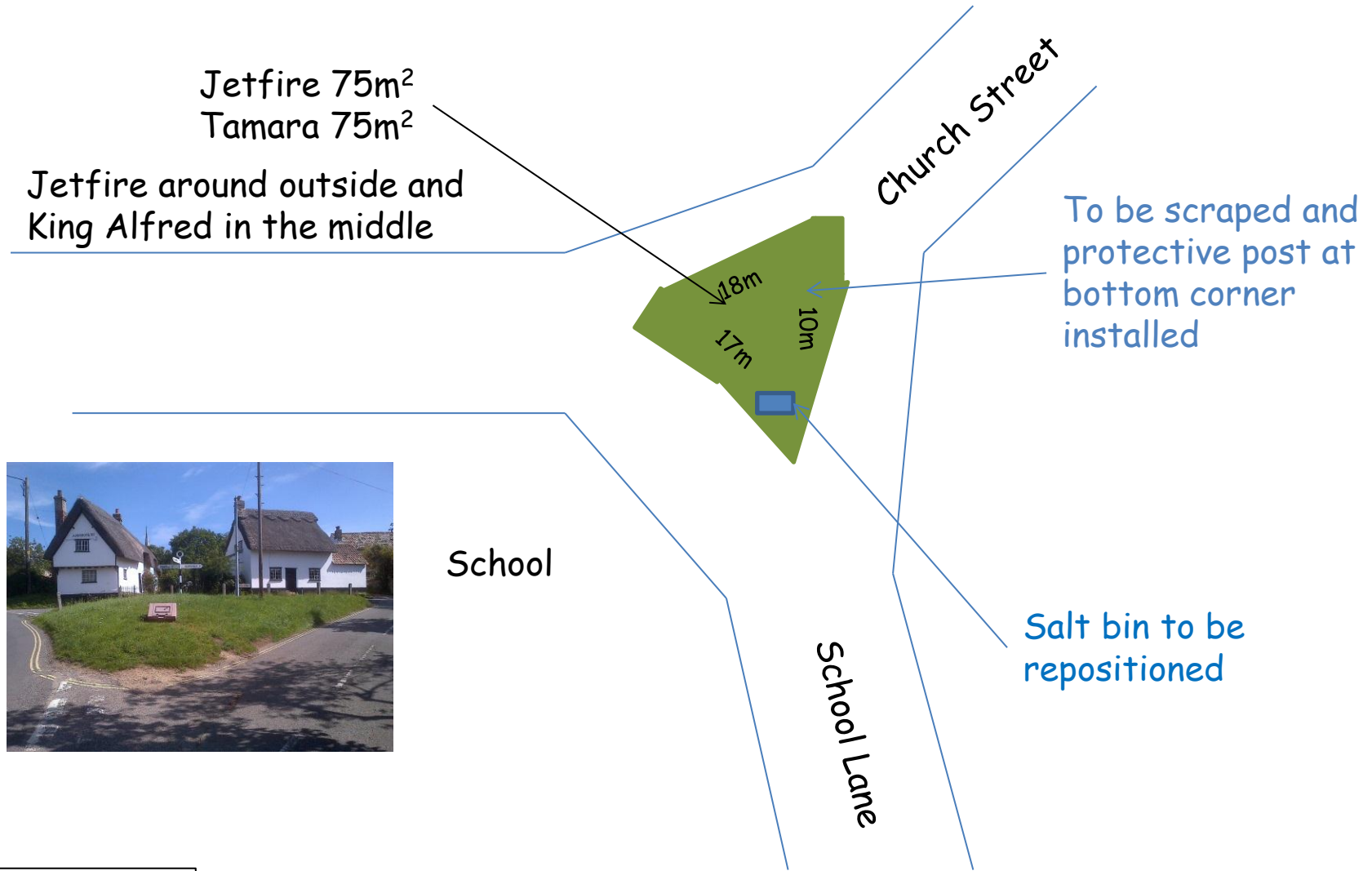


Cricket ground



- Winston Churchill: 12m²
- Dutch Master: 24m²
- Rip Van Winkle: 10m²
- King Alfred: 10m²
- Quail: 32m²
- Minnow: 32m²

Church Street triangle



Jetfire 75m²
Tamara 75m²

Jetfire around outside and
King Alfred in the middle

To be scraped and
protective post at
bottom corner
installed

Salt bin to be
repositioned

School

School Lane



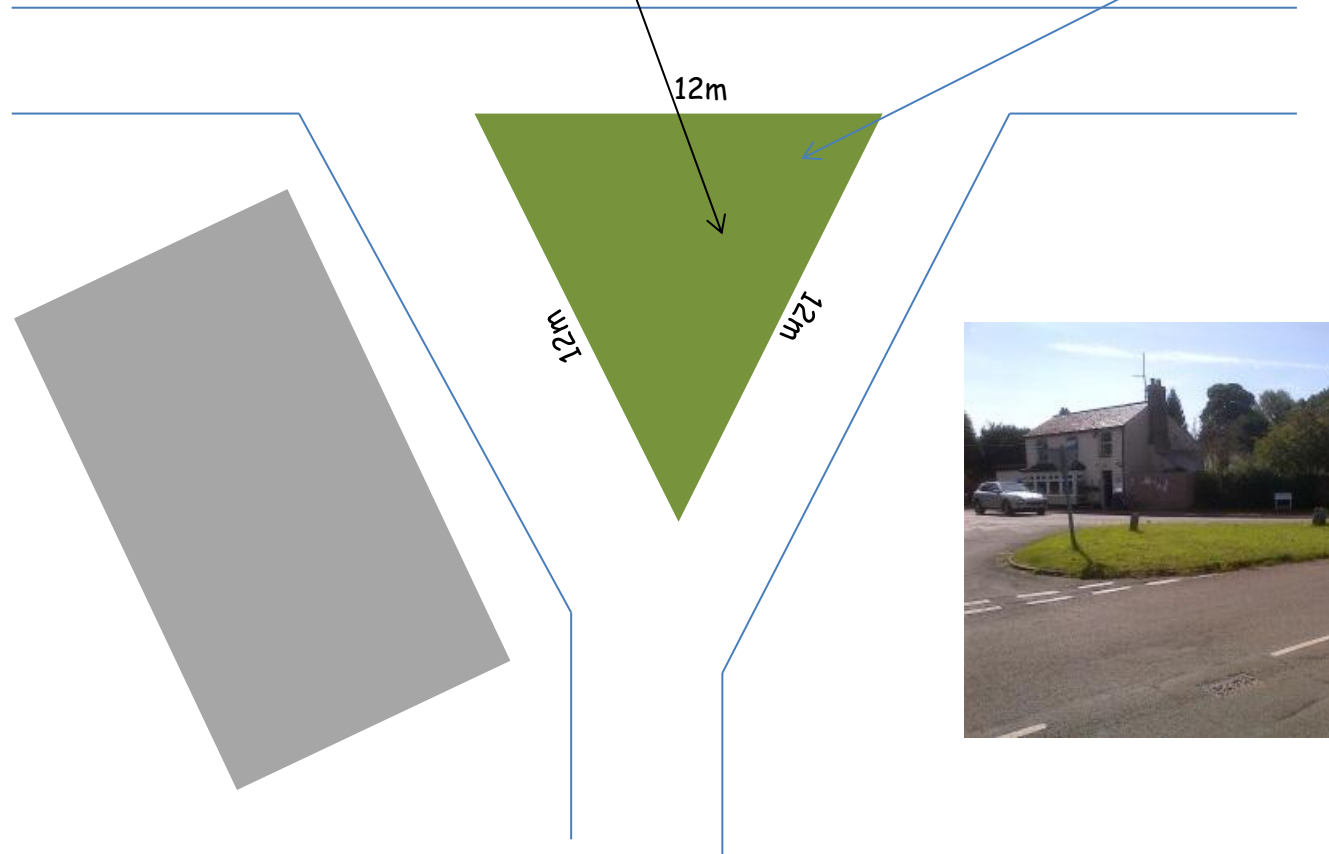
Jetfire: 75m²
King Alfred: 75m²

Shop Triangle

February Gold 35m²
Minnow 35m²

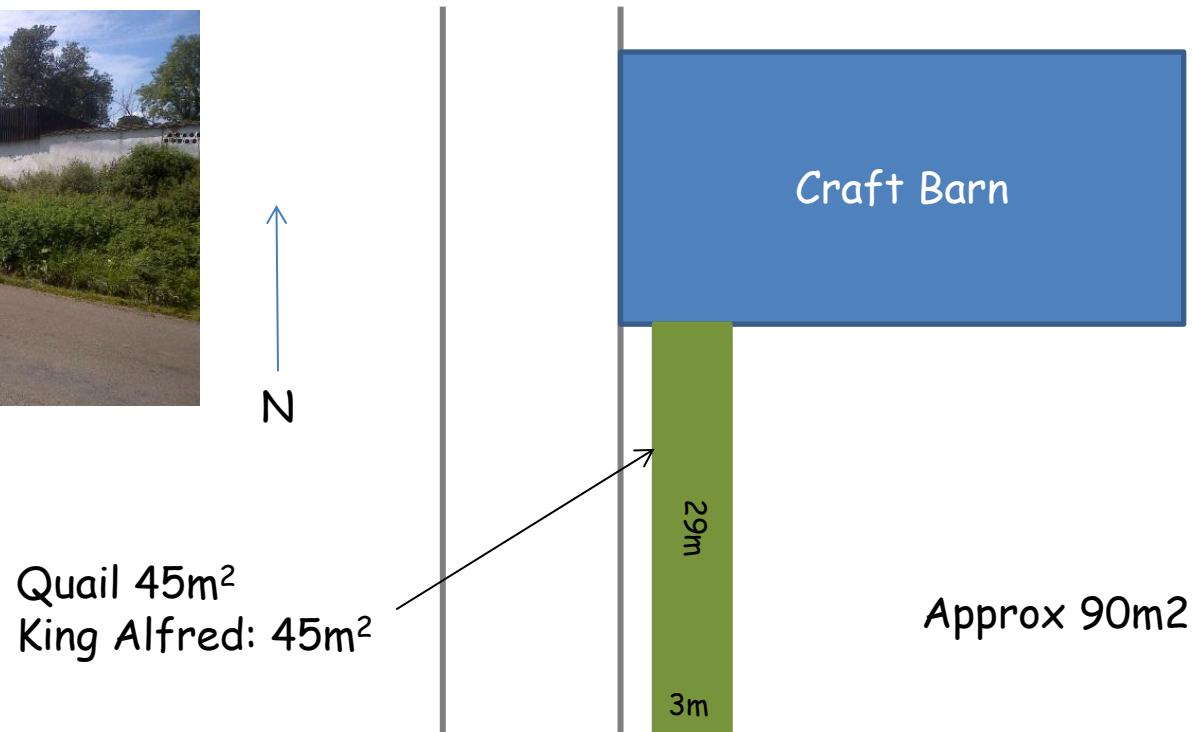
To be scraped and
protective corner posts
installed

February Gold round outside,
Minnow in the middle



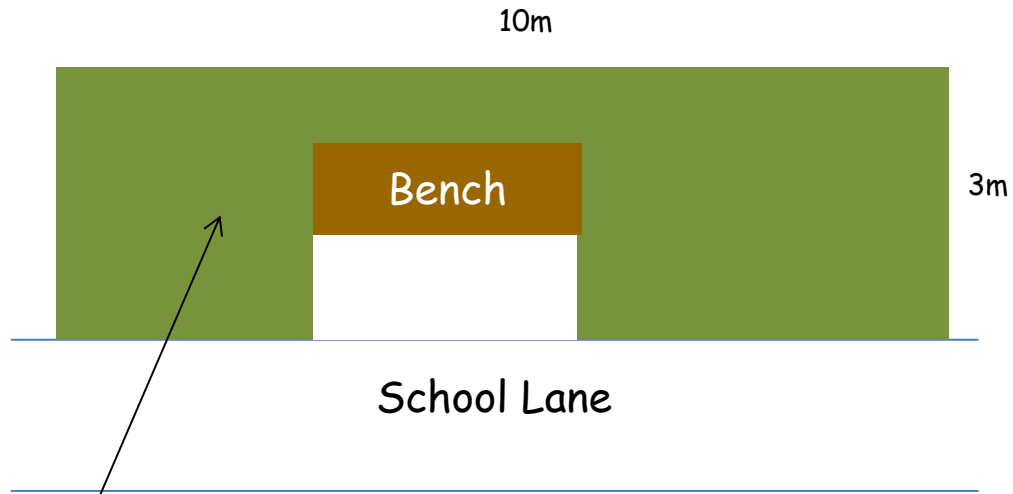
February Gold: 35m²
Minnow: 35m²

Craft Barn: 2016



- To be treated with Roundup in 2015
- Speciality planting in 2016

School Lane bench



Rip van Winkle 15m²
Mount Hood 15m²

Rip van Winkle at front, Mount Hood behind



Rip Van Winkle: 15m²
Mount Hood: 15m²

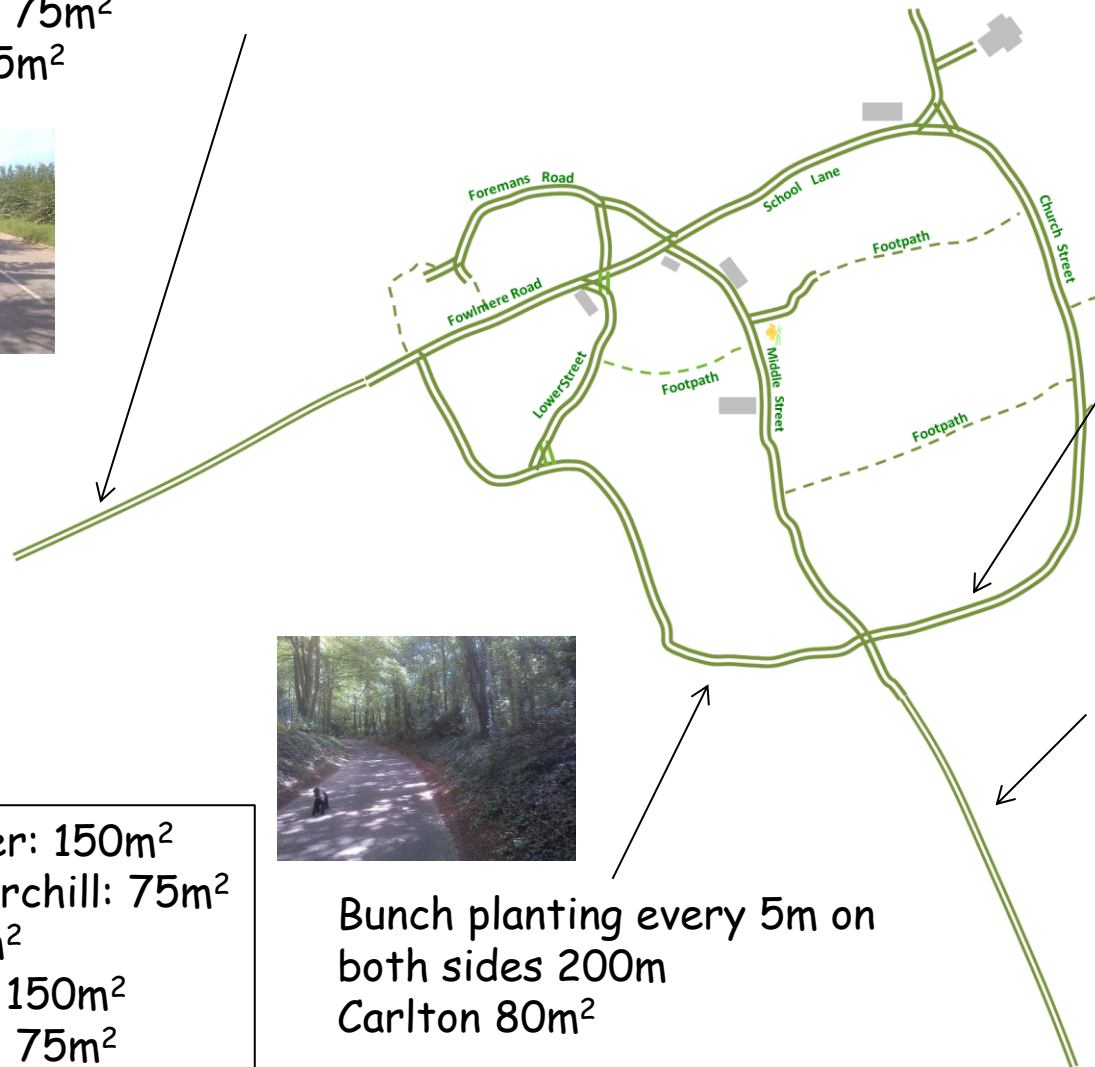
Village approaches

Fowlmere Road, Farm Lane, Gravel pit hill, Church Street

Bunch planting every 5m for 400m both sides of road
Dutch Master 75m²
King Alfred 75m²



Bunch planting every 5m for 400m both sides of road
Dutch Master 75m²
Mount Hood 75m²



Bunch planting every 5m for 400m both sides of road
King Alfred 75m²
Winston Churchill 75m²

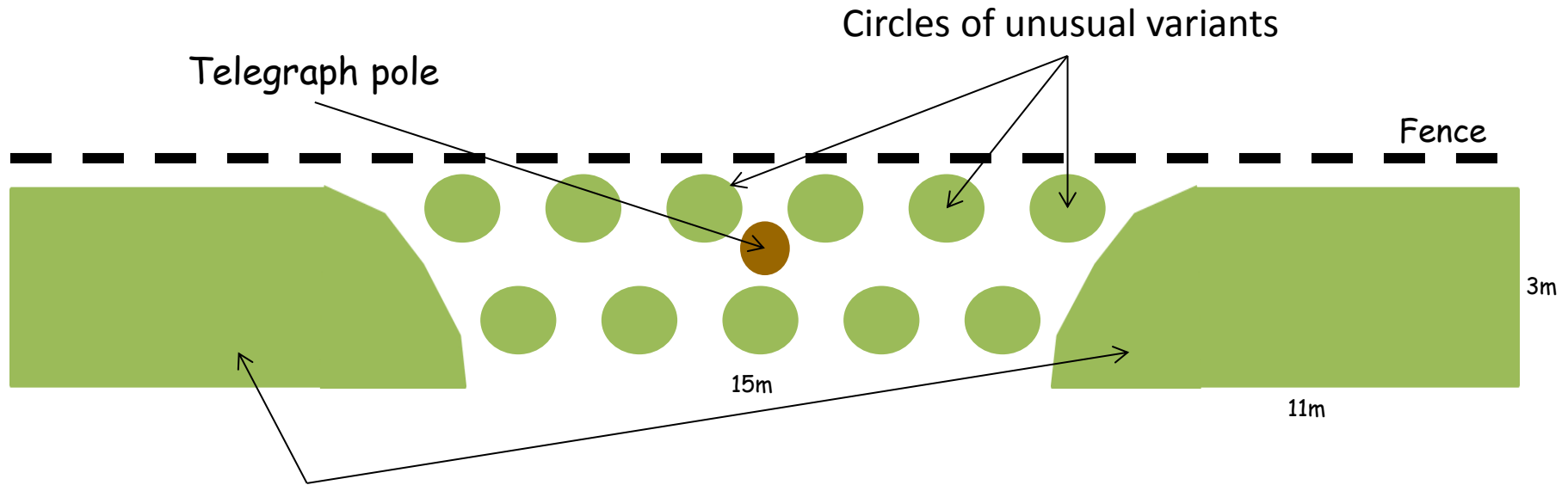


Bunch planting every 5m on both sides 200m
Carlton 80m²

Dutch Master: 150m²
Winston Churchill: 75m²
Carlton: 80m²
King Alfred: 150m²
Mount Hood: 75m²



Peggs Close Bank



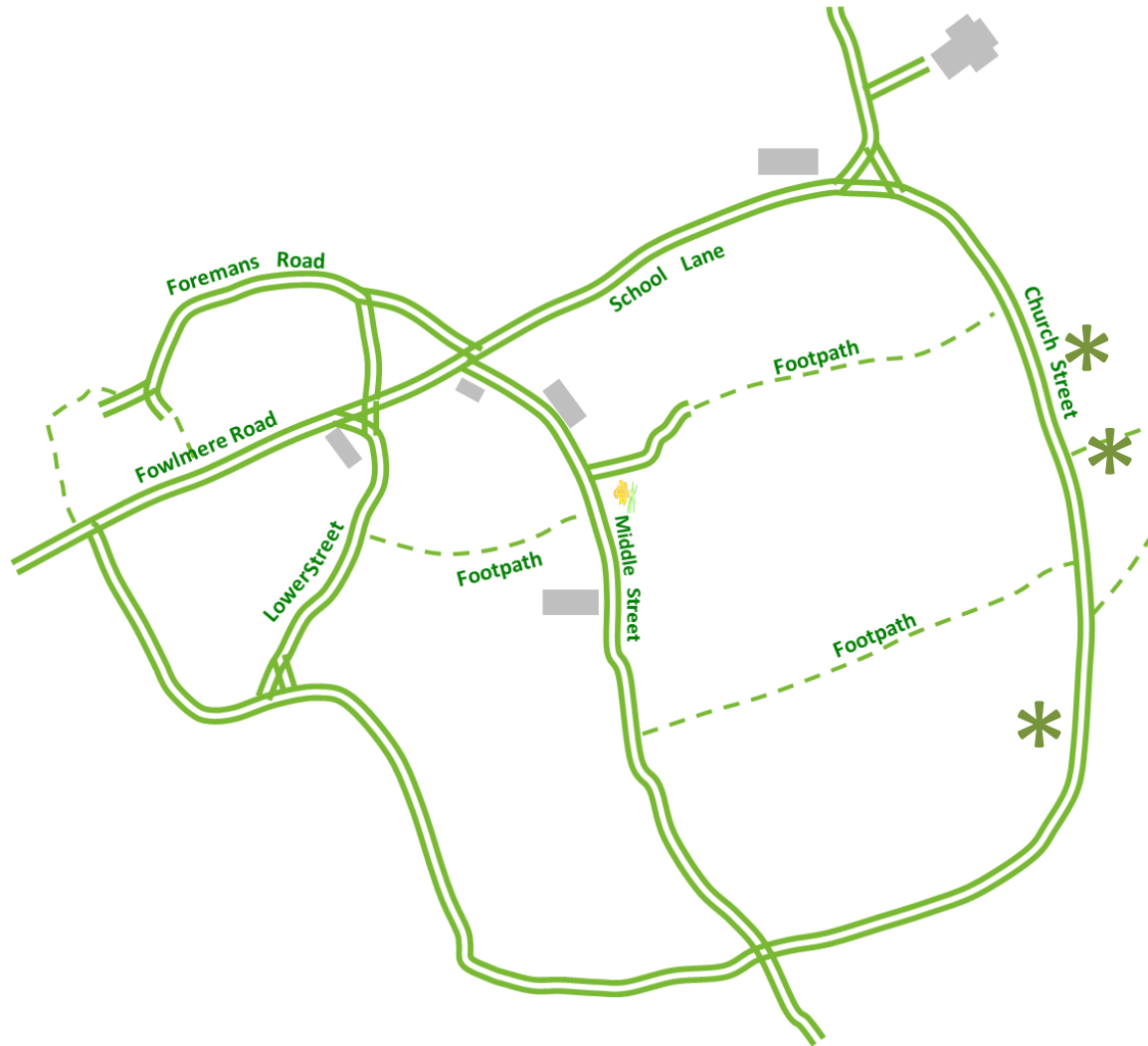
66m² either side of speciality planting
King Alfred 33m²
Dutch Master 33m²

New top soil to be put on as part of
Parish Council tasks

Dutch Master 33m²
King Alfred 33m²



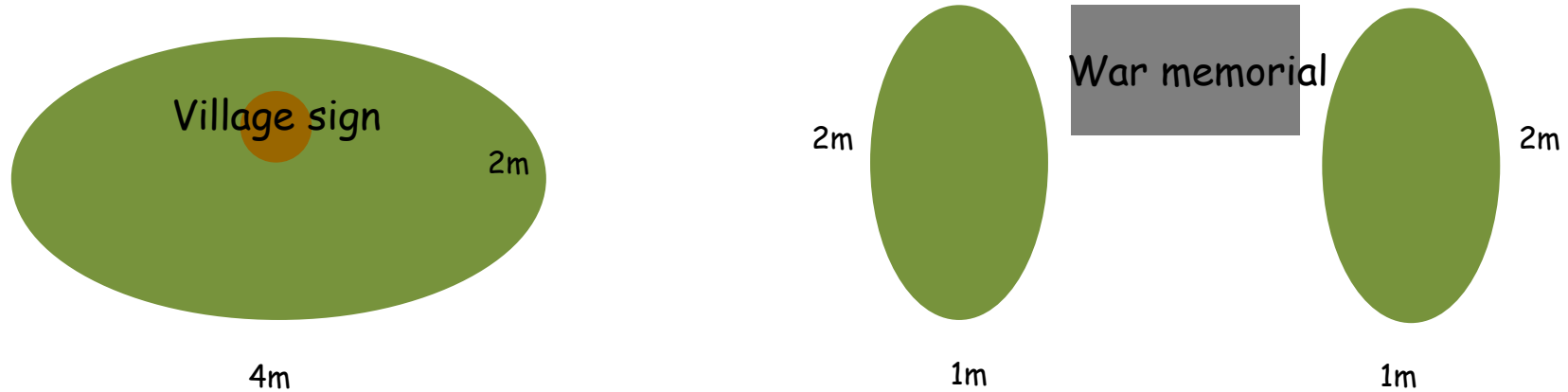
Speciality planting (Permissions needed)



Varieties and permissions to be sought for planting on verges and sloping banks on Church Street

Speciality planting: Thriplow Gold

Plant in autumn of 2016 around war memorial and village sign



Total area = 12m
Require 600 bulbs

Infrastructure

- JCB digger and muck away grab lorry to be hired for 2 days to scrape off surface soil and recover with fresh topsoil to create a "blank canvas" for planting
 - Anno Dom triangle
 - Shop triangle
 - Gravel Pit Hill triangle
 - Peggs Close bank (as part of Parish Council improvement plan)
- 6" square oak posts to be installed at corners of triangles to protect the planting
 - 6 required
- Grass seed which does not choke growth of daffodils to be put down (350m² required)
- Area in front of Craft Barn to be treated with Roundup and planted 2016



Variety detail



Tete a tete



Variety: Tête-à-tête
Flowering heights: 18 ins
Month: March / April
 Standing at only approx 6 inches high, its small size makes it ideal for planting in patio containers or at the front of the border and indoor pots. The deep golden yellow flowers appear in early spring, with each stem housing up to 3 blooms. When planted in drifts they make an excellent plant for naturalising in landscape areas

Specification

Colour	Yellow
Height	15cm
Flowers	March/April
Planting Depth	10cm
Distance Apart	10cm
Bulb Size	8/10cm

February Gold



Variety: February Gold
Flowering heights: 25cm
Month: March / April
 A smaller form of the traditional English trumpet daffodil. The slightly recurved petals with proud erect golden yellow trumpet are perfect for rock gardens, borders, beds, window boxes and naturalising.
 Landscapers use this variety for formal beds and open, exposed areas. A true gem amongst narcissi.

Try planting in woodland areas and near hedges for a bold display of colour, they also create excellent patio plants.

Specification

Colour	Yellow
Height	25cm
Flowers	March/April
Planting Depth	10cm
Distance Apart	10cm
Bulb Size	8/10cm

Jetfire



Variety: Jetfire
Flowering heights: 25cm
Month: March
 Ideal for planting in pots, rockeries, patio containers or at the front of the border. Strong, yellow petals with bright orange trumpets looks very effective when planted in bold groups.
 A dainty hybrid with pointed, gracefully reflexed golden yellow petals and orange trumpet. Recommended for rockeries and look exceptional when planted in groups or clusters.

Specification

Colour	Yellow/Orange
Height	25cm
Flowers	March
Planting Depth	10cm
Distance Apart	10cm
Bulb Size	8/10cm

Winston Churchill



Variety: Winston Churchill
Flowering heights: 35cm
Month: March / April
 The large bold trumpet shaped flowers open creamy yellow and turn pure white with age. These exotic beauties are ideal for pot work, beds, borders, containers, landscaping and as a cut flower. This universal variety highlights cottage gardens, perennial borders and formal beds when planted alongside winter bedding.

Specification

Colour	Creamy White/Saffron
Height	35cm
Flowers	March/April
Planting Depth	15cm
Distance Apart	10cm
Bulb Size	12/14cm

Quail



Variety: Quail
Flowering heights: 25cm
Month: March
 Without a doubt, golden-yellow flowered 'Quail' is one of the most floriferous and long blooming of the Daffodils. With 2 to 4 fragrant flowers per stem, 'Quail' multiplies quickly to form impressive drifts. Plant it with other prolific long blooming bulbs like blue flowered Muscari Arminicum.
 Create small drifts in cottage gardens and at the front of Spring beds and borders, alternatively add Alliums and late tulip varieties for an extension of the flowering season.

Specification

Colour	Yellow
Height	25cm
Flowers	April
Planting Depth	10cm
Distance Apart	10cm
Bulb Size	8/10cm

Minnow



Variety: Minnow
Flowering heights: 25cm
Month: March
 This ever popular miniature narcissi with its distinctive buttercup yellow centres and light yellow fading to cream petals will be the highlight of your pots, containers, rockeries and Spring borders.
 Minnow can also be used for indoor pots in early Spring, this easy to grow perennial produces clusters of pretty bicoloured flowers

Specification

Colour	White/Yellow
Height	25cm
Flowers	March
Planting Depth	10cm
Distance Apart	10cm
Bulb Size	8/10cm

Rip van Winkle



Variety: Rip van Winkle
Flowering height: 15cm
Month: March / April
 This very attractive dwarf narcissi produces a star burst of intense double yellow flowers in early Spring.
 Superior as a centre piece for your patio displays or in rock gardens, beds and borders.
 The clustered flowers can be used as a cutflower but be careful as they do emit a sticky goo which is toxic to other flowers.

Specification

Colour	Yellow
Height	15cm
Flowers	March/April
Planting Depth	10cm
Distance Apart	10cm
Bulb Size	8/10cm

Mount Hood



Variety: Mount Hood
Flowering heights: 35cm
Month: March / April
 The large bold trumpet shaped flowers open creamy yellow and turn pure white with age. These exotic beauties are ideal for pot work, beds, borders, containers, landscaping and as a cut flower. This universal variety highlights cottage gardens, perennial borders and formal beds when planted alongside winter bedding.

Specification

Colour	White
Height	35cm
Flowers	March/April
Planting Depth	15cm
Distance Apart	10cm
Bulb Size	12/14cm

King Alfred



Variety: Tamara (King Alfred type)
Flowering heights: 35cm
Month: March
 A true classic. This ever popular variety, with its vibrant sunshine yellow flowers, has been a favourite in gardens for many years.
 Will reward you year on year when planted in beds, borders and landscaping projects.
 One of the strongest growing varieties, this reliable performer is ideal for major planting schemes

Specification

Colour	Yellow
Height	35cm
Flowers	March/April
Planting Depth	15cm
Distance Apart	10cm
Bulb Size	12/14cm

Dutch Master



Variety: Dutch Master
Flowering heights: 40cm
Month: March
 The wonderful deep golden-yellow blooms of this tall daffodil are supported on strong thick stems which makes it ideal for open and exposed areas.
 Perfect for naturalising and landscaping, flowering in early March at a height of 40cm.
 The frilled large golden trumpets with equally large petal segments create a blaze of colour when used in garden displays and in drifts for landscaping

Specification

Colour	Yellow
Height	40cm
Flowers	March/April
Planting Depth	15cm
Distance Apart	10cm
Bulb Size	12/14cm

Carlton



Variety: Carlton
Flowering heights: 35cm
Month: March / April
 The distinct two toned yellow blooms carry a slight vanilla fragrance and would not look out of place in any garden display.
 For really effective displays plant in small clumps in flower beds, borders or alongside verges and roadside edges.
 A superb cut flower variety.
 The neat, compact flower heads make this an ideal variety for mass planting with the swaying blooms standing firm in exposed areas

Specification

Colour	Yellow
Height	35cm
Flowers	March/April
Planting Depth	15cm
Distance Apart	10cm
Bulb Size	12/14cm

Bulb summary

Variety	Flowering period	Size of bulb	Bulbs per square metre	Gravel Pit Hill Gateway	Road Gateway Fowlmere	Church Street Triangle	Shop Triangle	Craft Barn	School Lane Bench	Village approaches	Peggs Close Bank	Total area	Total bulbs
Tete tete	March April	Small	50	76								76	3,800
February Gold	March April	Small	50				35					35	1,750
Jetfire	March	Small	50	200		75						275	13,750
Quail	April	Small	50		32							32	1,600
Minnow	March	Small	50		32		35					67	3,350
Rip van Winkle	March April	Small	50		10				15			25	1,250
King Alfred	March	Large	40	140	10	75				150	33	408	16,320
Dutch Master	March	Large	40	30	24					150	33	237	9,480
Carlton	March April	Large	40							80		80	3,200
Winston Churchill	March April	Large	40	30	12					75		117	4,680
Mount Hood	March April	Large	40						15	75		90	3,600
				476	120	150	70	0	30	530	66	1442	62,780

Tete a tete



Variety: Tête-à-tête

Flowering heights: 8 ins

Month: March / April

Standing at only approx 6 inches high, its small size makes it ideal for planting in patio containers or at the front of the border and indoor pots. The deep golden yellow flowers appear in early spring, with each stem having up to 3 blooms. When planted in drifts they make an excellent plant for naturalising in landscape areas

Specification

Colour	Yellow
Height	15cm
Flowers	March/April
Planting Depth	10cm
Distance Apart	10cm
Bulb Size	8/10cm

February Gold



Variety: February Gold

Flowering heights: 25cm

Month: March / April

A smaller form of the traditional English trumpet daffodil. The slightly recurved petals with proud erect golden yellow trumpet are perfect for rock gardens, borders, beds, window boxes and naturalising.

Landscapers use this variety for formal beds and open, exposed areas. A true gem amongst narcissi.

Try planting in woodland areas and near hedges for a bold display of colour, they also create excellent patio plants.

Specification

Colour	Yellow
Height	25cm
Flowers	March/April
Planting Depth	10cm
Distance Apart	10cm
Bulb Size	8/10cm

Jetfire



Variety: Jetfire

Flowering heights: 25cm

Month: March

Ideal for planting in pots, Rockeries, patio containers or at the front of the border. Strong, yellow petals with bright orange trumpets looks very effective when planted in bold groups.

A dainty hybrid with pointed, gracefully reflexed golden yellow petals and orange trumpet.

Recommended for rockeries and look exceptional when planted in groups or clusters.

Specification

Colour	Yellow/Orange
Height	25cm
Flowers	March
Planting Depth	10cm
Distance Apart	10cm
Bulb Size	8/10cm

Quail



Variety: Quail

Flowering heights: 25cm

Month: March

Without a doubt, golden-yellow flowered 'Quail' is one of the most floriferous and long blooming of the Daffodils. With 2 to 4 fragrant flowers per stem, 'Quail' multiplies quickly to form impressive drifts. Plant it with other prolific long blooming bulbs like blue flowered *Muscari Armeniacum*.

Create small drifts in cottage gardens and at the front of Spring beds and borders, alternatively add Alliums and late tulip varieties for an extension of the flowering season.

Specification

Colour	Yellow
Height	25cm
Flowers	April
Planting Depth	10cm
Distance Apart	10cm
Bulb Size	8/10cm

Minnow



Variety: Minnow

Flowering heights: 25cm

Month: March

This ever popular miniature narcissi with its distinctive buttercup yellow centres and light yellow fading to cream petals will be the highlight of your patio containers, rockeries and Spring borders. Minnow can also be used for indoor pots in early Spring, this easy to grow perennial produces clusters of pretty bicoloured flowers

Specification

Colour	White/Yellow
Height	25cm
Flowers	March
Planting Depth	10cm
Distance Apart	10cm
Bulb Size	8/10cm

Rip van Winkle



Variety: Rip van Winkle

Flowering height: 15cm

Month: March / April

This very attractive dwarf narcissi produces a starburst of intense double yellow flowers in early Spring.

Superb as a centre piece for your patio displays or in rock gardens, beds and borders.

The clustered flowers can be used as a cutflower but be careful as they do omit a sticky goo which is toxic to other flowers.

Specification

Colour	Yellow
Height	15cm
Flowers	March/April
Planting Depth	10cm
Distance Apart	10cm
Bulb Size	8/10cm

King Alfred



Variety: Tamara (King Alfred type)

Flowering heights: 35cm

Month: March

A true classic. This ever popular variety, with its vibrant sunshine yellow flowers, has been a favourite in gardens for many years.

Will reward you year on year when planted in beds, borders and landscaping projects.

One of the strongest growing varieties, this reliable performer is ideal for major planting schemes

Specification

Colour	Yellow
Height	35cm
Flowers	March/April
Planting Depth	15cm
Distance Apart	10cm
Bulb Size	12/14cm

Dutch Master



Variety: Dutch Master

Flowering heights: 40cm

Month: March

The wonderful deep golden-yellow blooms of this tall daffodil are supported on strong thick stems which makes it ideal for open and exposed areas.

Perfect for naturalising and landscaping, flowering in early March at a height of 40cm.

The frilled large golden trumpets with equally large petal segments create a blaze of colour when used in garden displays and in drifts for landscaping

Specification

Colour	Yellow
Height	40cm
Flowers	March/April
Planting Depth	15cm
Distance Apart	10cm
Bulb Size	12/14cm

Carlton



Variety: Carlton

Flowering heights: 35cm

Month: March / April

The distinct two toned yellow blooms carry a slight vanilla fragrance and would not look out of place in any garden display.

For really effective displays plant in small clumps in flower beds, borders or alongside verges and roadside edges.

A superb cut flower variety.

The neat, compact flower heads make this an ideal variety for mass planting with the swaying blooms standing firm in exposed areas

Specification

Colour	Yellow
Height	35cm
Flowers	March/April
Planting Depth	15cm
Distance Apart	10cm
Bulb Size	12/14cm

Winston Churchill



Variety: Winston Churchill

Flowering heights: 35cm

Month: March / April

Sprays of creamy white saffron centred blooms, with up to 4 flowers per stem are extremely scented and make excellent cut flowers or features within your beds and borders.

The heavily laden blooms add a splash of colour to your perennial borders and rose beds. With a rich, sweetly scented hue the blooms attract an array of insects and bees

Specification

Colour	Creamy White/Saffron
Height	35cm
Flowers	March/April
Planting Depth	15cm
Distance Apart	10cm
Bulb Size	12/14cm

Mount Hood



Variety: Mount Hood

Flowering heights: 35cm

Month: March / April

The large bold trumpet shaped flowers open creamy yellow and turns pure white with age.

These exotic beauties are ideal for pot work, beds, borders, containers, landscaping and as a cut flower. This universal variety highlights cottage gardens, perennial borders and formal beds when planted alongside winter bedding.

Specification

Colour	White
Height	35cm
Flowers	March/April
Planting Depth	15cm
Distance Apart	10cm
Bulb Size	12/14cm